

January 2020

Gonzales Poll - Delaware



Gonzales Research
& Media Services

Gonzales Poll

Table of Contents

Background and Methodology 3

Gonzales Poll Results - Delaware..... 4

Appendix A: Data Tables8

 QUESTION: Gas Tax Increase To Fight Climate Change8

 QUESTION: Gas Tax Increase To Fight Climate Change - Intensity 10

 QUESTION: Regional Group Authority Over Sale of Gasoline 13

 QUESTION: Regional Group Authority Over Sale of Gasoline - Intensity 15

 QUESTION: Regional Group Authority To Impose New Taxes 18

 QUESTION: Regional Group Authority To Impose New Taxes - Intensity20

 QUESTION: Regional Group Authority To Establish Rules Revenue Use23

 QUESTION: Regional Group Authority To Establish Rules Revenue Use - Intensity 25

Appendix B: Delaware Poll Sample Demographics.....28

 Wilmington28

Background and Methodology

Patrick E. Gonzales graduated magna cum laude from the University of Baltimore with a degree in political science. His career in the field of public opinion research began in the mid-1980s as an analyst with *Mason-Dixon Opinion Research*. During this time, Mr. Gonzales helped develop, craft and implement election surveys and exit polls for television and radio in the Baltimore-Washington D.C. metro area.

Mr. Gonzales has polled and analyzed well over a thousand elections in the mid-Atlantic region and across the country since that time. Furthermore, he and his associates have conducted numerous market research projects, crafting message development plans and generating strategy blueprints for businesses and organizations throughout the state.

Over his 35 years conducting public opinion polls, Patrick Gonzales has been widely recognized by his peers for his ability to conduct unbiased surveys, and analyze the results in an impartial, even handed manner.

Mr. Gonzales appears frequently on radio and television in the region as a guest commentator, and has penned numerous articles on politics over the years. During an interview at WBAL 1090 AM radio in Baltimore, Maryland on October 27, 2016, Mr. Gonzales was one of the very few pollsters in the nation to state publicly that Donald Trump would win the 2016 presidential election.

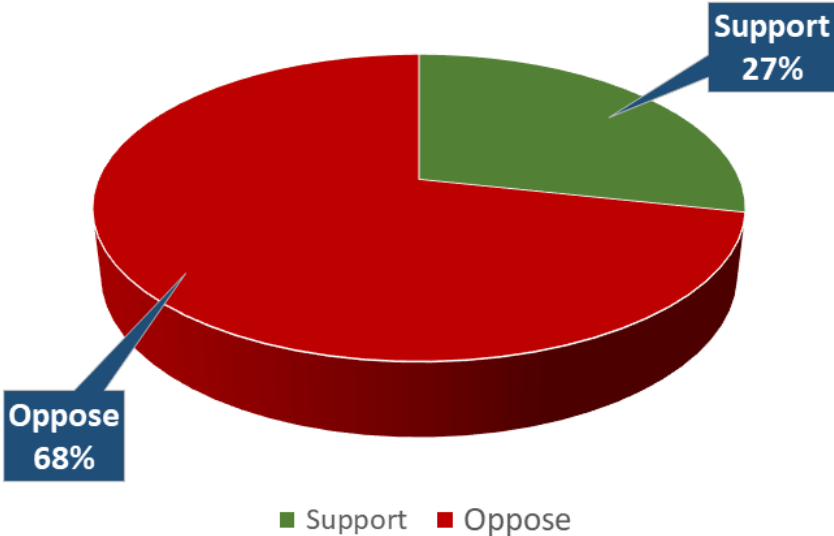
This poll was conducted by ***Gonzales Research & Media Services*** from January 16th through January 21st, 2020. A total of 410 registered voters in Delaware, who indicated that they are likely to vote in the 2020 general election, were queried by live telephone interviews, utilizing both landline (35%) and cell phone (65%). A cross-section of interviews was conducted across the Diamond State, reflecting general election voting patterns.

The margin of error (MOE), per accepted statistical standards, is a range of plus or minus 5 percentage points. If the entire population was surveyed, there is a 95% probability that the true numbers would fall within this range. The MOE is higher for subgroups of the sample, such as party or the City of Wilmington.

Gonzales Poll Results - Delaware

Among Delaware voters, 27% support increasing the gasoline tax in Delaware in order to fight climate change (8% “strongly support” and 19% “somewhat support”), while a clear-cut 68% oppose increasing the gasoline tax in the state to fight climate change (60% “strongly oppose” and 8% “somewhat oppose”), with 5% offering no response.

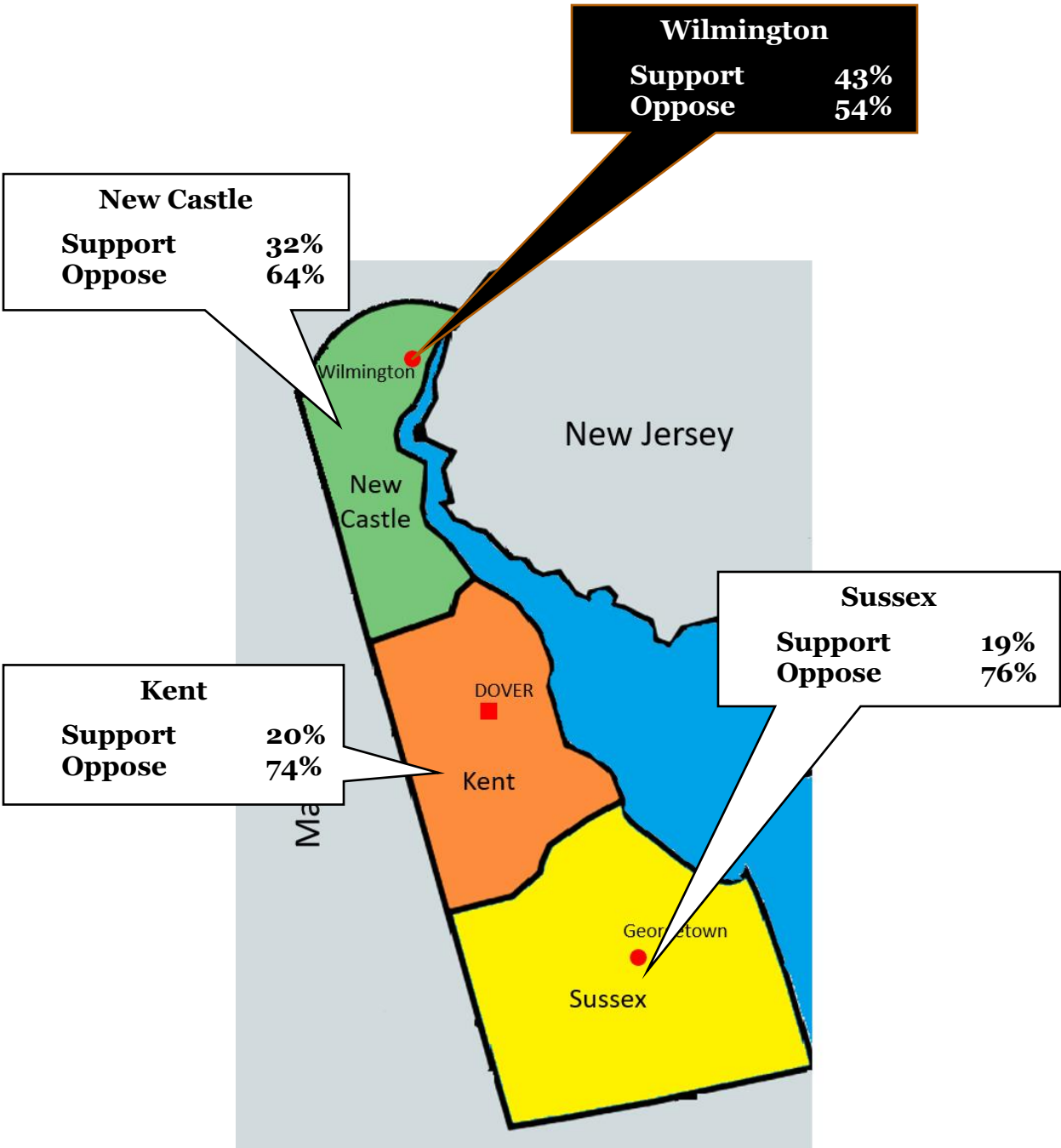
Increase Gasoline Tax to Combat Climate Change



Resistance in Delaware to a gas tax increase to fight climate change is across the board:

Gas Tax to Fight Climate Change	<u>Support</u>	<u>Oppose</u>
Democrat	44%	51%
Republican	2%	97%
Independent	23%	68%
Women	30%	65%
Men	23%	73%
African American	43%	52%
White	20%	75%

Gas Tax In Delaware To Fight Climate Change



Regional Group – Authority to Regulate Sale of Gasoline

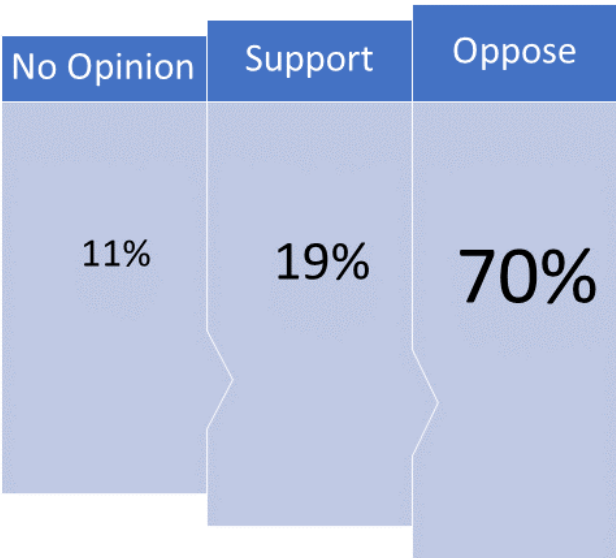
Among First State voters, only 19% support the state being part of a regional group that would have the authority to regulate and restrict the sale of gasoline (12% “strongly support” and 7% “somewhat support”), while 70% oppose the idea of Delaware being part of a regional group that would have such authority (60% “strongly oppose” and 10% “somewhat oppose”), and 11% give no answer.

Thirty-two percent of Democrats support the idea of Delaware being part of a regional group that would have the authority to regulate the sale of gasoline, while 87% of Republicans oppose it.

Among independents, 14% support the idea and 76% oppose it.

Regulate Sale of Gasoline	<u>Support</u>	<u>Oppose</u>
Democrat	32%	56%
Republican	3%	87%
Independent	14%	76%
Women	20%	67%
Men	18%	73%
African American	29%	57%
White	16%	74%

Authority to Regulate Sale of Gasoline in Delaware



Regional Group – Authority to Impose Taxes on Gasoline

Voters in Delaware also do not want the state to be part of a regional group that could impose taxes on gasoline.

Statewide, 66% oppose the idea of Delaware being part of a regional group that would have the authority to impose a tax on gasoline (55% “strongly oppose” and 11% “somewhat oppose”), while 27% support Delaware being part of a regional group that would have the authority to impose a gasoline tax (13% “strongly support” and 14% “somewhat support”), with 7% offering no opinion.

Ninety percent of Republicans, 51% of Democrats, and 66% of independents oppose the idea of Delaware being part of a regional group that would have the authority to impose taxes on gasoline.

Regional Group – Establish Rules on Regional Gas Tax Revenue

Forty-four percent of Diamond State voters support Delaware being part of a regional group having the authority to establish rules on how to use revenue from a regional gas tax (18% “strongly support” and 26% “somewhat support”), while 45% oppose the idea the state being part of a regional group that would have the authority to establish rules on to use revenue from a regional gas tax (33% “strongly oppose” and 12% “somewhat oppose”), and 11% offer no opinion.

Appendix A: Data Tables

QUESTION: Gas Tax Increase To Fight Climate Change *Delaware is part of a 12-state group working on a regional plan to reduce the sale of gasoline in order to fight climate change. The group recently released a proposal that would raise gasoline prices at the pump anywhere from 5 cents to 17 cents per gallon.*

Do you support or oppose a gasoline tax increase in Delaware?

GASOLINE TAX INCREASE FOR CLIMATE CHANGE	Number	Percent
Support	109	26.6 %
Oppose	281	68.5 %
No answer	20	4.9 %
Total	410	100.0 %

N=410

GASOLINE TAX INCREASE FOR CLIMATE CHANGE		
Support	Oppose	No answer

PARTY

Democrats	86 43.7%	100 50.8%	11 5.6%
Republicans	3 2.4%	121 96.8%	1 0.8%
Independents	20 22.7%	60 68.2%	8 9.1%

N=410

GASOLINE TAX INCREASE FOR CLIMATE CHANGE		
Support	Oppose	No answer

GENDER

Female	64 29.6%	140 64.8%	12 5.6%
Male	45 23.2%	141 72.7%	8 4.1%

N=410

GASOLINE TAX INCREASE FOR CLIMATE CHANGE		
Support	Oppose	No answer

RACE

African American	40 43.0%	48 51.6%	5 5.4%
White	60 20.5%	219 74.7%	14 4.8%
Other	9 37.5%	14 58.3%	1 4.2%

N=410

	GASOLINE TAX INCREASE FOR CLIMATE CHANGE		
	Support	Oppose	No answer
<u>AGE</u>			
18 to 39	34 36.2%	57 60.6%	3 3.2%
40 to 49	18 26.9%	45 67.2%	4 6.0%
50 to 59	18 19.6%	71 77.2%	3 3.3%
60 and older	39 24.8%	108 68.8%	10 6.4%

N=410

	GASOLINE TAX INCREASE FOR CLIMATE CHANGE		
	Support	Oppose	No answer
<u>COUNTY</u>			
Kent	14 20.0%	52 74.3%	4 5.7%
New Castle	75 31.6%	151 63.7%	11 4.6%
Sussex	20 19.4%	78 75.7%	5 4.9%

N=37

	GASOLINE TAX INCREASE FOR CLIMATE CHANGE		
	Support	Oppose	No answer
<u>CITY OF WILMINGTON (NEW CASTLE COUNTY)</u>			
Wilmington	16 43.2%	20 54.1%	1 2.7%

QUESTION: Gas Tax Increase To Fight Climate Change - Intensity *Delaware is part of a 12-state group working on a regional plan to reduce the sale of gasoline in order to fight climate change. The group recently released a proposal that would raise gasoline prices at the pump anywhere from 5 cents to 17 cents per gallon. Do you support or oppose a gasoline tax increase in Delaware?*

Is that strongly or somewhat support/oppose?

<u>GASOLINE TAX INCREASE FOR CLIMATE CHANGE</u>	<u>Number</u>	<u>Percent</u>
Strongly Support	32	7.8 %
Somewhat Support	77	18.8 %
Somewhat Oppose	33	8.0 %
Strongly Oppose	248	60.5 %
No answer	20	4.9 %
Total	410	100.0 %

N=410

<u>GASOLINE TAX INCREASE FOR CLIMATE CHANGE</u>				
<u>Strongly Support</u>	<u>Somewhat Support</u>	<u>Somewhat Oppose</u>	<u>Strongly Oppose</u>	<u>No answer</u>

PARTY

Democrats	23 11.7%	63 32.0%	14 7.1%	86 43.7%	11 5.6%
Republicans	2 1.6%	1 0.8%	12 9.6%	109 87.2%	1 0.8%
Independents	7 8.0%	13 14.8%	7 8.0%	53 60.2%	8 9.1%

N=410

<u>GASOLINE TAX INCREASE FOR CLIMATE CHANGE</u>				
<u>Strongly Support</u>	<u>Somewhat Support</u>	<u>Somewhat Oppose</u>	<u>Strongly Oppose</u>	<u>No answer</u>

GENDER

Female	23 10.6%	41 19.0%	12 5.6%	128 59.3%	12 5.6%
Male	9 4.6%	36 18.6%	21 10.8%	120 61.9%	8 4.1%

N=410

GASOLINE TAX INCREASE FOR CLIMATE CHANGE					
	Strongly Support	Somewhat Support	Somewhat Oppose	Strongly Oppose	No answer

RACE

African American	12 12.9%	28 30.1%	5 5.4%	43 46.2%	5 5.4%
White	18 6.1%	42 14.3%	26 8.9%	193 65.9%	14 4.8%
Other	2 8.3%	7 29.2%	2 8.3%	12 50.0%	1 4.2%

N=410

GASOLINE TAX INCREASE FOR CLIMATE CHANGE					
	Strongly Support	Somewhat Support	Somewhat Oppose	Strongly Oppose	No answer

AGE

18 to 39	9 9.6%	25 26.6%	2 2.1%	55 58.5%	3 3.2%
40 to 49	6 9.0%	12 17.9%	5 7.5%	40 59.7%	4 6.0%
50 to 59	5 5.4%	13 14.1%	12 13.0%	59 64.1%	3 3.3%
60 and older	12 7.6%	27 17.2%	14 8.9%	94 59.9%	10 6.4%

N=410

GASOLINE TAX INCREASE FOR CLIMATE CHANGE					
	Strongly Support	Somewhat Support	Somewhat Oppose	Strongly Oppose	No answer

COUNTY

Kent	6 8.6%	8 11.4%	7 10.0%	45 64.3%	4 5.7%
New Castle	21 8.9%	54 22.8%	15 6.3%	136 57.4%	11 4.6%
Sussex	5 4.9%	15 14.6%	11 10.7%	67 65.0%	5 4.9%

N=37

GASOLINE TAX INCREASE FOR CLIMATE CHANGE				
Strongly Support	Somewhat Support	Somewhat Oppose	Strongly Oppose	No answer

CITY OF WILMINGTON (NEW CASTLE COUNTY)

Wilmington	5 13.5%	11 29.7%	2 5.4%	18 48.6%	1 2.7%
------------	------------	-------------	-----------	-------------	-----------

QUESTION: Regional Group Authority Over Sale of Gasoline *Do you support or oppose the idea of Delaware being part of a regional group that would have the authority to restrict the sale of gasoline?*

<u>REGIONAL GROUP RESTRICT SALE OF GASOLINE</u>	<u>Number</u>	<u>Percent</u>
Support	79	19.3 %
Oppose	286	69.8 %
No answer	45	11.0 %
Total	410	100.0 %

N=410	<u>REGIONAL GROUP RESTRICT SALE OF GASOLINE</u>		
	<u>Support</u>	<u>Oppose</u>	<u>No answer</u>

PARTY

Democrats	63 32.0%	110 55.8%	24 12.2%
Republicans	4 3.2%	109 87.2%	12 9.6%
Independents	12 13.6%	67 76.1%	9 10.2%

N=410	<u>REGIONAL GROUP RESTRICT SALE OF GASOLINE</u>		
	<u>Support</u>	<u>Oppose</u>	<u>No answer</u>

GENDER

Female	44 20.4%	145 67.1%	27 12.5%
Male	35 18.0%	141 72.7%	18 9.3%

N=410	<u>REGIONAL GROUP RESTRICT SALE OF GASOLINE</u>		
	<u>Support</u>	<u>Oppose</u>	<u>No answer</u>

RACE

African American	27 29.0%	53 57.0%	13 14.0%
White	46 15.7%	218 74.4%	29 9.9%
Other	6 25.0%	15 62.5%	3 12.5%

N=410

	REGIONAL GROUP RESTRICT SALE OF GASOLINE		
	Support	Oppose	No answer
<u>AGE</u>			
18 to 39	21 22.3%	62 66.0%	11 11.7%
40 to 49	13 19.4%	48 71.6%	6 9.0%
50 to 59	10 10.9%	68 73.9%	14 15.2%
60 and older	35 22.3%	108 68.8%	14 8.9%

N=410

	REGIONAL GROUP RESTRICT SALE OF GASOLINE		
	Support	Oppose	No answer
<u>COUNTY</u>			
Kent	10 14.3%	55 78.6%	5 7.1%
New Castle	53 22.4%	157 66.2%	27 11.4%
Sussex	16 15.5%	74 71.8%	13 12.6%

N=37

	REGIONAL GROUP RESTRICT SALE OF GASOLINE		
	Support	Oppose	No answer
<u>CITY OF WILMINGTON (NEW CASTLE COUNTY)</u>			
Wilmington	9 24.3%	22 59.5%	6 16.2%

QUESTION: Regional Group Authority Over Sale of Gasoline - Intensity *Do you support or oppose the idea of Delaware being part of a regional group that would have the authority to restrict the sale of gasoline?*

Is that strongly or somewhat support/oppose?

<u>REGIONAL GROUP RESTRICT SALE OF GASOLINE</u>	<u>Number</u>	<u>Percent</u>
Strongly Support	48	11.7 %
Somewhat Support	31	7.6 %
Somewhat Oppose	40	9.8 %
Strongly Oppose	246	60.0 %
No answer	45	11.0 %
Total	410	100.0 %

N=410

	<u>REGIONAL GROUP RESTRICT SALE OF GASOLINE</u>				
	<u>Strongly Support</u>	<u>Somewhat Support</u>	<u>Somewhat Oppose</u>	<u>Strongly Oppose</u>	<u>No answer</u>

PARTY

Democrats	36 18.3%	27 13.7%	18 9.1%	92 46.7%	24 12.2%
Republicans	4 3.2%	0 0.0%	14 11.2%	95 76.0%	12 9.6%
Independents	8 9.1%	4 4.5%	8 9.1%	59 67.0%	9 10.2%

N=410

	<u>REGIONAL GROUP RESTRICT SALE OF GASOLINE</u>				
	<u>Strongly Support</u>	<u>Somewhat Support</u>	<u>Somewhat Oppose</u>	<u>Strongly Oppose</u>	<u>No answer</u>

GENDER

Female	26 12.0%	18 8.3%	19 8.8%	126 58.3%	27 12.5%
Male	22 11.3%	13 6.7%	21 10.8%	120 61.9%	18 9.3%

N=410

REGIONAL GROUP RESTRICT SALE OF GASOLINE

	Strongly Support	Somewhat Support	Somewhat Oppose	Strongly Oppose	No answer
--	------------------	------------------	-----------------	-----------------	-----------

RACE

African American	13 14.0%	14 15.1%	8 8.6%	45 48.4%	13 14.0%
White	32 10.9%	14 4.8%	30 10.2%	188 64.2%	29 9.9%
Other	3 12.5%	3 12.5%	2 8.3%	13 54.2%	3 12.5%

N=410

REGIONAL GROUP RESTRICT SALE OF GASOLINE

	Strongly Support	Somewhat Support	Somewhat Oppose	Strongly Oppose	No answer
--	------------------	------------------	-----------------	-----------------	-----------

AGE

18 to 39	12 12.8%	9 9.6%	8 8.5%	54 57.4%	11 11.7%
40 to 49	9 13.4%	4 6.0%	7 10.4%	41 61.2%	6 9.0%
50 to 59	6 6.5%	4 4.3%	12 13.0%	56 60.9%	14 15.2%
60 and older	21 13.4%	14 8.9%	13 8.3%	95 60.5%	14 8.9%

N=410

REGIONAL GROUP RESTRICT SALE OF GASOLINE

	Strongly Support	Somewhat Support	Somewhat Oppose	Strongly Oppose	No answer
--	------------------	------------------	-----------------	-----------------	-----------

COUNTY

Kent	7 10.0%	3 4.3%	5 7.1%	50 71.4%	5 7.1%
New Castle	30 12.7%	23 9.7%	25 10.5%	132 55.7%	27 11.4%
Sussex	11 10.7%	5 4.9%	10 9.7%	64 62.1%	13 12.6%

N=37

REGIONAL GROUP RESTRICT SALE OF GASOLINE				
Strongly Support	Somewhat Support	Somewhat Oppose	Strongly Oppose	No answer

CITY OF WILMINGTON (NEW CASTLE COUNTY)

Wilmington	3 8.1%	6 16.2%	2 5.4%	20 54.1%	6 16.2%
------------	-----------	------------	-----------	-------------	------------

QUESTION: Regional Group Authority To Impose New Taxes *Do you support or oppose the idea of Delaware being part of a regional group that would have the authority to impose taxes on gasoline?*

<u>REGIONAL GROUP IMPOSE NEW TAXES</u>	Number	Percent
Support	110	26.8 %
Oppose	270	65.9 %
No answer	30	7.3 %
Total	410	100.0 %

N=410

	<u>REGIONAL GROUP IMPOSE NEW TAXES</u>		
	Support	Oppose	No answer

PARTY

Democrats	80 40.6%	100 50.8%	17 8.6%
Republicans	7 5.6%	112 89.6%	6 4.8%
Independents	23 26.1%	58 65.9%	7 8.0%

N=410

	<u>REGIONAL GROUP IMPOSE NEW TAXES</u>		
	Support	Oppose	No answer

GENDER

Female	63 29.2%	135 62.5%	18 8.3%
Male	47 24.2%	135 69.6%	12 6.2%

N=410

	<u>REGIONAL GROUP IMPOSE NEW TAXES</u>		
	Support	Oppose	No answer

RACE

African American	36 38.7%	49 52.7%	8 8.6%
White	65 22.2%	207 70.6%	21 7.2%
Other	9 37.5%	14 58.3%	1 4.2%

N=410

	REGIONAL GROUP IMPOSE NEW TAXES		
	Support	Oppose	No answer
<u>AGE</u>			
18 to 39	34 36.2%	56 59.6%	4 4.3%
40 to 49	20 29.9%	42 62.7%	5 7.5%
50 to 59	19 20.7%	65 70.7%	8 8.7%
60 and older	37 23.6%	107 68.2%	13 8.3%

N=410

	REGIONAL GROUP IMPOSE NEW TAXES		
	Support	Oppose	No answer
<u>COUNTY</u>			
Kent	21 30.0%	44 62.9%	5 7.1%
New Castle	70 29.5%	150 63.3%	17 7.2%
Sussex	19 18.4%	76 73.8%	8 7.8%

N=37

	REGIONAL GROUP IMPOSE NEW TAXES		
	Support	Oppose	No answer
<u>CITY OF WILMINGTON (NEW CASTLE COUNTY)</u>			
Wilmington	14 37.8%	18 48.6%	5 13.5%

QUESTION: Regional Group Authority To Impose New Taxes - Intensity *Do you support or oppose the idea of Delaware being part of a regional group that would have the authority to impose taxes on gasoline?*

Is that strongly or somewhat support/oppose?

<u>REGIONAL GROUP IMPOSE NEW TAXES</u>	<u>Number</u>	<u>Percent</u>
Strongly Support	54	13.2 %
Somewhat Support	56	13.7 %
Somewhat Oppose	45	11.0 %
Strongly Oppose	225	54.9 %
No answer	30	7.3 %
Total	410	100.0 %

N=410	<u>REGIONAL GROUP IMPOSE NEW TAXES</u>				
	<u>Strongly Support</u>	<u>Somewhat Support</u>	<u>Somewhat Oppose</u>	<u>Strongly Oppose</u>	<u>No answer</u>
<u>PARTY</u>					
Democrats	36 18.3%	44 22.3%	18 9.1%	82 41.6%	17 8.6%
Republicans	4 3.2%	3 2.4%	20 16.0%	92 73.6%	6 4.8%
Independents	14 15.9%	9 10.2%	7 8.0%	51 58.0%	7 8.0%

N=410	<u>REGIONAL GROUP IMPOSE NEW TAXES</u>				
	<u>Strongly Support</u>	<u>Somewhat Support</u>	<u>Somewhat Oppose</u>	<u>Strongly Oppose</u>	<u>No answer</u>
<u>GENDER</u>					
Female	33 15.3%	30 13.9%	23 10.6%	112 51.9%	18 8.3%
Male	21 10.8%	26 13.4%	22 11.3%	113 58.2%	12 6.2%

N=410

REGIONAL GROUP IMPOSE NEW TAXES

	Strongly Support	Somewhat Support	Somewhat Oppose	Strongly Oppose	No answer
--	------------------	------------------	-----------------	-----------------	-----------

RACE

African American	19 20.4%	17 18.3%	10 10.8%	39 41.9%	8 8.6%
White	33 11.3%	32 10.9%	32 10.9%	175 59.7%	21 7.2%
Other	2 8.3%	7 29.2%	3 12.5%	11 45.8%	1 4.2%

N=410

REGIONAL GROUP IMPOSE NEW TAXES

	Strongly Support	Somewhat Support	Somewhat Oppose	Strongly Oppose	No answer
--	------------------	------------------	-----------------	-----------------	-----------

AGE

18 to 39	16 17.0%	18 19.1%	10 10.6%	46 48.9%	4 4.3%
40 to 49	11 16.4%	9 13.4%	6 9.0%	36 53.7%	5 7.5%
50 to 59	8 8.7%	11 12.0%	10 10.9%	55 59.8%	8 8.7%
60 and older	19 12.1%	18 11.5%	19 12.1%	88 56.1%	13 8.3%

N=410

REGIONAL GROUP IMPOSE NEW TAXES

	Strongly Support	Somewhat Support	Somewhat Oppose	Strongly Oppose	No answer
--	------------------	------------------	-----------------	-----------------	-----------

COUNTY

Kent	11 15.7%	10 14.3%	1 1.4%	43 61.4%	5 7.1%
New Castle	35 14.8%	35 14.8%	26 11.0%	124 52.3%	17 7.2%
Sussex	8 7.8%	11 10.7%	18 17.5%	58 56.3%	8 7.8%

N=37

REGIONAL GROUP IMPOSE NEW TAXES				
Strongly Support	Somewhat Support	Somewhat Oppose	Strongly Oppose	No answer

CITY OF WILMINGTON (NEW CASTLE COUNTY)

Wilmington	5 13.5%	9 24.3%	2 5.4%	16 43.2%	5 13.5%
------------	------------	------------	-----------	-------------	------------

QUESTION: Regional Group Authority To Establish Rules Revenue Use *Do you support or oppose the idea of Delaware being part of a regional group that would have the authority to establish rules on how states could use revenue from a regional gasoline tax?*

<u>REGIONAL GROUP ESTABLISH RULES</u>	Number	Percent
Support	181	44.1 %
Oppose	185	45.1 %
No answer	44	10.7 %
Total	410	100.0 %

N=410

	<u>REGIONAL GROUP ESTABLISH RULES</u>		
	Support	Oppose	No answer

PARTY

Democrats	116 58.9%	69 35.0%	12 6.1%
Republicans	30 24.0%	73 58.4%	22 17.6%
Independents	35 39.8%	43 48.9%	10 11.4%

N=410

	<u>REGIONAL GROUP ESTABLISH RULES</u>		
	Support	Oppose	No answer

GENDER

Female	107 49.5%	90 41.7%	19 8.8%
Male	74 38.1%	95 49.0%	25 12.9%

N=410

	<u>REGIONAL GROUP ESTABLISH RULES</u>		
	Support	Oppose	No answer

RACE

African American	58 62.4%	28 30.1%	7 7.5%
White	114 38.9%	144 49.1%	35 11.9%
Other	9 37.5%	13 54.2%	2 8.3%

N=410

	REGIONAL GROUP ESTABLISH RULES		
	Support	Oppose	No answer
<u>AGE</u>			
18 to 39	47 50.0%	39 41.5%	8 8.5%
40 to 49	29 43.3%	30 44.8%	8 11.9%
50 to 59	36 39.1%	48 52.2%	8 8.7%
60 and older	69 43.9%	68 43.3%	20 12.7%

N=410

	REGIONAL GROUP ESTABLISH RULES		
	Support	Oppose	No answer
<u>COUNTY</u>			
Kent	25 35.7%	33 47.1%	12 17.1%
New Castle	114 48.1%	106 44.7%	17 7.2%
Sussex	42 40.8%	46 44.7%	15 14.6%

N=37

	REGIONAL GROUP ESTABLISH RULES		
	Support	Oppose	No answer
<u>CITY OF WILMINGTON (NEW CASTLE COUNTY)</u>			
Wilmington	25 67.6%	10 27.0%	2 5.4%

QUESTION: Regional Group Authority To Establish Rules Revenue Use - Intensity *Do you support or oppose the idea of Delaware being part of a regional group that would have the authority to establish rules on how states could use revenue from a regional gasoline tax?*

Is that strongly or somewhat support/oppose?

<u>REGIONAL GROUP ESTABLISH RULES</u>	Number	Percent
Strongly Support	74	18.0 %
Somewhat Support	107	26.1 %
Somewhat Oppose	51	12.4 %
Strongly Oppose	134	32.7 %
No answer	44	10.7 %
Total	410	100.0 %

N=410

	<u>REGIONAL GROUP ESTABLISH RULES</u>				
	Strongly Support	Somewhat Support	Somewhat Oppose	Strongly Oppose	No answer
<u>PARTY</u>					
Democrats	52 26.4%	64 32.5%	27 13.7%	42 21.3%	12 6.1%
Republicans	10 8.0%	20 16.0%	14 11.2%	59 47.2%	22 17.6%
Independents	12 13.6%	23 26.1%	10 11.4%	33 37.5%	10 11.4%

N=410

	<u>REGIONAL GROUP ESTABLISH RULES</u>				
	Strongly Support	Somewhat Support	Somewhat Oppose	Strongly Oppose	No answer
<u>GENDER</u>					
Female	47 21.8%	60 27.8%	29 13.4%	61 28.2%	19 8.8%
Male	27 13.9%	47 24.2%	22 11.3%	73 37.6%	25 12.9%

N=410

	REGIONAL GROUP ESTABLISH RULES				
	Strongly Support	Somewhat Support	Somewhat Oppose	Strongly Oppose	No answer

RACE

African American	30 32.3%	28 30.1%	15 16.1%	13 14.0%	7 7.5%
White	42 14.3%	72 24.6%	33 11.3%	111 37.9%	35 11.9%
Other	2 8.3%	7 29.2%	3 12.5%	10 41.7%	2 8.3%

N=410

	REGIONAL GROUP ESTABLISH RULES				
	Strongly Support	Somewhat Support	Somewhat Oppose	Strongly Oppose	No answer

AGE

18 to 39	21 22.3%	26 27.7%	14 14.9%	25 26.6%	8 8.5%
40 to 49	17 25.4%	12 17.9%	8 11.9%	22 32.8%	8 11.9%
50 to 59	8 8.7%	28 30.4%	11 12.0%	37 40.2%	8 8.7%
60 and older	28 17.8%	41 26.1%	18 11.5%	50 31.8%	20 12.7%

N=410

	REGIONAL GROUP ESTABLISH RULES				
	Strongly Support	Somewhat Support	Somewhat Oppose	Strongly Oppose	No answer

COUNTY

Kent	9 12.9%	16 22.9%	11 15.7%	22 31.4%	12 17.1%
New Castle	49 20.7%	65 27.4%	29 12.2%	77 32.5%	17 7.2%
Sussex	16 15.5%	26 25.2%	11 10.7%	35 34.0%	15 14.6%

N=37

REGIONAL GROUP ESTABLISH RULES				
Strongly Support	Somewhat Support	Somewhat Oppose	Strongly Oppose	No answer

CITY OF WILMINGTON (NEW CASTLE COUNTY)

Wilmington	11 29.7%	14 37.8%	2 5.4%	8 21.6%	2 5.4%
------------	-------------	-------------	-----------	------------	-----------

Appendix B: Delaware Poll Sample Demographics

<u>PARTY</u>	<u>Number</u>	<u>Percent</u>
Democrats	197	48.0 %
Republicans	125	30.5 %
Independents	88	21.5 %
Total	410	100.0 %

<u>GENDER</u>	<u>Number</u>	<u>Percent</u>
Female	216	52.7 %
Male	194	47.3 %
Total	410	100.0 %

<u>RACE</u>	<u>Number</u>	<u>Percent</u>
African American	93	22.7 %
White	293	71.5 %
Other	24	5.9 %
Total	410	100.0 %

<u>AGE</u>	<u>Number</u>	<u>Percent</u>
18 to 39	94	22.9 %
40 to 49	67	16.3 %
50 to 59	92	22.4 %
60 and older	157	38.3 %
Total	410	100.0 %

<u>COUNTY</u>	<u>Number</u>	<u>Percent</u>
Kent	70	17.1 %
New Castle	237	57.8 %
Sussex	103	25.1 %
Total	410	100.0 %

Wilmington

<u>CITY OF WILMINGTON</u>	<u>Number</u>	<u>Percent</u>
Wilmington	37	15.6 %
Rest of New Castle	200	84.4 %
Total	237	100.0 %